


# Turning NAO On and Off

To **turn on** NAO, press the Chest Button once (~1 second).

To **turn off** NAO, press the Chest Button until NAO says "Gnuk Gnuk" (~3 seconds).



# Recharge NAO

Plug in NAO when the battery is empty. It can continue to be used while charging.



A full battery can power NAO for **45 to 90** minutes, depending on what the robot is doing.


# Put NAO in Rest mode

Press the Chest Button twice to **turn off NAO's motors.**

When the engines are off, you can transport it or change its position.

Press the Chest Button twice to **re-ignite its motors.**

**2x**



# Manipulate NAO

Hold NAO **by the waist** to wear it without pinching. Carry NAO in **rest mode**




Have NAO seated, with its **elbows resting on his knees**

# Talk to NAO

When NAO's eyes are **blue**, NAO is listening to you. It's your turn to speak!

**Stay in his field of vision** when you speak, try to speak **loudly and face NAO.**



# Read a notification

The **Chest Button flashes** when there is a pending Notification.

Press the Chest Button once, NAO will tell you what the Notification is!

